



The IRC Series Interchange Coupler, commonly referred to as a Nordic interchange, offers a safety sleeve to prevent accidental disconnection and a poppet valve with elastomer seal to provide maximum sealing of the couplings once disconnected. Standard poppet and pressure eliminator poppet available. Connection under residual pressure is allowed in male or female; counterpart side should be without pressure.



FEATURES


Size range: 1/4" thru 1"
Port options: NPT, BSP
Interchanges with Tema T
Working pressure: 33-60 MPa/4785-8700 psi range

- Compact design
- Internal parts designed to reduce turbulence and pressure drop
- Additional O-ring for extra sealing capacity and to contain spray

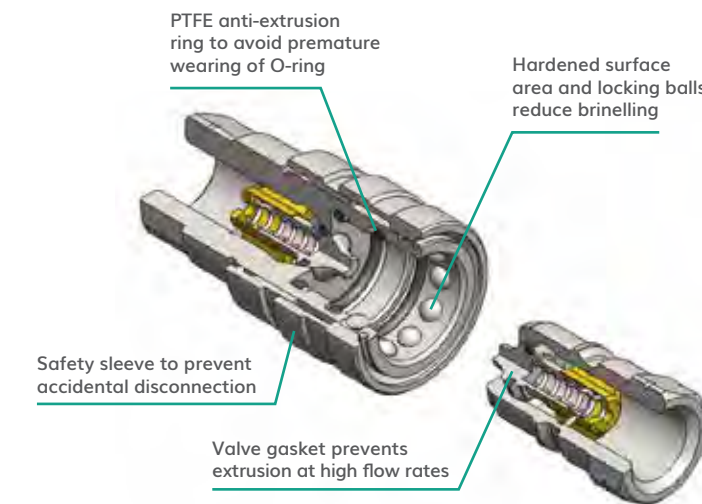
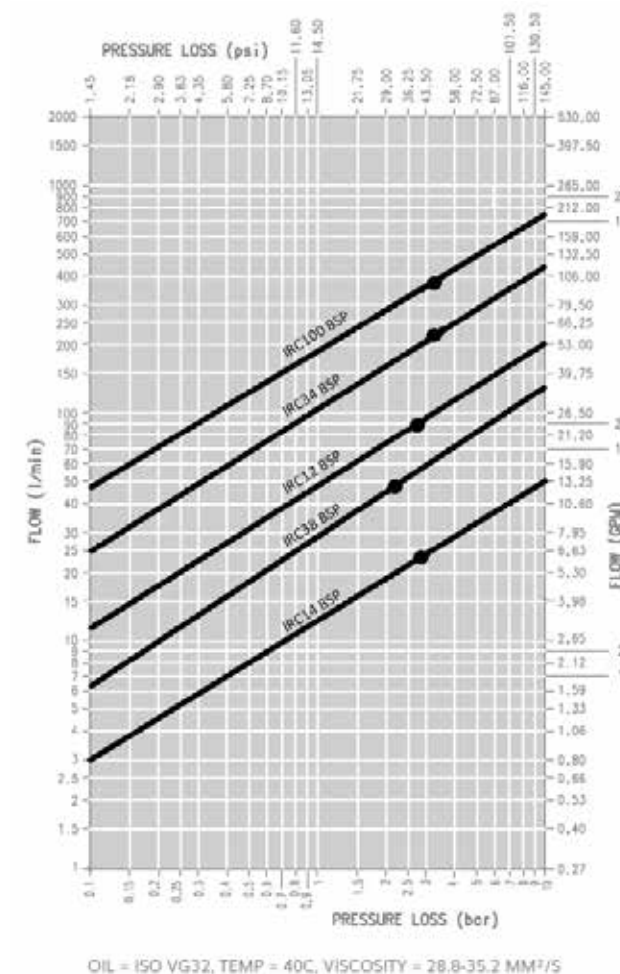
APPLICATIONS

Anywhere requiring high resistance to pressure impulses

- Mobile machinery
- Chemical industries, industrial plants and material handling



PRESSURE DROP



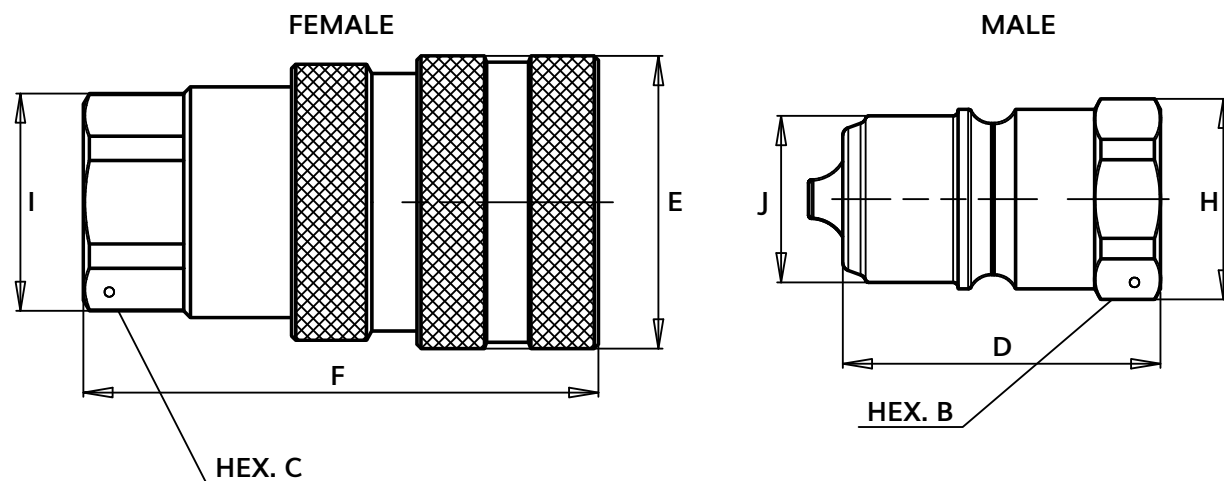
POPPET INTERCHANGE COUPLERS

PERFORMANCE

DESCRIPTION	NOMINAL SIZE		MAX. OPERATING PRESSURE COUPLED		COUPLED		BURST PRESSURE		FEMALE	
	inch	mm	MPa	psi	MPa	psi	MALE MPa	psi	MPa	psi
IRC14	1/4	6.3	60	8700	180	26100	120	17400	120	17400
IRC38	3/8	10.0	46	6742.5	130	18850	110	15950	110	15950
IRC12	1/2	12.5	40	5800	110	15950	100	14500	100	14500
IRC34	3/4	20.0	33	5365	100	14500	80	11600	80	11600
IRC100	1	25.0	33	4785	100	14500	100	14500	100	14500



SIZE DIAGRAM



DESCRIPTION	BODY SIZE											WEIGHT	
		A	B	C	D	E	F	G	H	I	J	MALE	FEMALE
IRC14 NPTF	6.3	1/4	19	21	48.2	26	60	81.7	21	23	11.95	51	145
IRC38 NPTF	10	3/8	22	24	38	35	61.6	76.4	24	26	19.9	57	222
IRC12 NPTF	12.5	1/2	27	30	42.5	41	67.6	85.2	29	33	24.7	99	327
IRC34 NPTF	20	3/4	36	38	47	52	76.2	94.6	39	41.6	32.7	189	575
IRC100 NPTF	25	1	45	45	56.5	62	92	113.4	48	48	40.9	352	971

IRC NPT and BSP Thread Tema "T" Series | European Interchange

PART	BODY SIZE	PORT SIZE	THREAD TYPE	ORDER CODE	DESCRIPTION
IRC NPT THREAD					
COUPLER	1/4	1/4	NPT	807902000	F. IRC 14 NPTF
NIPPLE	1/4	1/4	NPT	807902001	M. IRC 14 NPTF
COUPLER	3/8	3/8	NPT	807902002	F. IRC 38 NPTF
NIPPLE	3/8	3/8	NPT	807902003	M. IRC 38 NPTF
COUPLER	1/2	1/2	NPT	807902004	F. IRC 12 NPTF
NIPPLE	1/2	1/2	NPT	807902005	M. IRC 12 NPTF
COUPLER	3/4	3/4	NPT	807902006	F. IRC 34 NPTF
NIPPLE	3/4	3/4	NPT	807902007	M. IRC 34 NPTF
COUPLER	1	1	NPT	807902008	F. IRC 100 NPTF
NIPPLE	1	1	NPT	807902009	M. IRC 100 NPTF
IRH NPT THREAD - CONNECT UNDER PRESSURE VALVE					
COUPLER	3/8	3/8	NPT	807902010	F. IRC 38PC NPTF
NIPPLE	3/8	3/8	NPT	807902011	M. IRC 38PC NPTF
COUPLER	1/2	1/2	NPT	807902012	F. IRC 12PC NPTF
NIPPLE	1/2	1/2	NPT	807902013	M. IRC 12PC NPTF
COUPLER	3/4	3/4	NPT	807902014	F. IRC 34PC NPTF
NIPPLE	3/4	3/4	NPT	807902015	M. IRC 34PC NPTF
COUPLER	1	1	NPT	807902016	F. IRC 100PC NPTF
NIPPLE	1	1	NPT	807902017	M. IRC 100PC NPTF
IRH BSP THREAD					
COUPLER	3/4	3/4	BSP	807900006	F. IRC 34 BSP
NIPPLE	3/4	3/4	BSP	807900007	M. IRC 34 BSP
COUPLER	1	1	BSP	807900008	F. IRC 100 BSP
NIPPLE	1	1	BSP	807900009	M. IRC 100 BSP
IRH BSP THREAD - CONNECT UNDER PRESSURE VALVE					
COUPLER	3/4	3/4	BSP	807900014	F. IRC 34PC BSP
NIPPLE	3/4	3/4	BSP	807900015	M. IRC 34PC BSP



Coupler



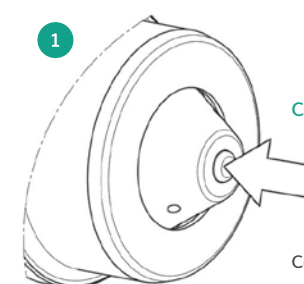
Nipple



Nipple-PC

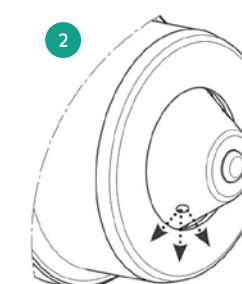
POPPET INTERCHANGE COUPLERS

PC VERSION



Connect the counterpart

Connection under residual pressure is allowed in the male or in the female coupler. Notice that the counterpart side should be drained and should use a standard poppet half.



The residual pressure is released by the small holes during connection